


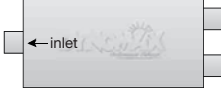



# ULTRA FLO™ POLISHED MUFFLERS STAINLESS STEEL

	Part No.	Body Dia.	Overall Lgth.	Shell Lgth.	Inlet Dia.	Outlet Dia.
 <b>Center - Center</b>	17263	6 Round	20	16	2½	2½
	17267	6 Round	16	12	3	3
	17296	6 Round	20	16	3	3
 <b>Side - Center</b>	17282	4¼ x 9¾	19	14	2¼	2¼
	17287	4¼ x 9¾	25	20	2¼	2¼
	17283	4¼ x 9¾	19	14	2½	2½
	17289	4¼ x 9¾	25	20	2½	2½
 <b>Crossflow</b>	17266	4¼ x 9¾	24	18	2½	2½ (2)
 <b>Center Inlet / Dual Outlet</b>	17519	4¼ x 9¾	19	14	3	2½ (2)
	17265	4¼ x 9¾	25½	20	2½	2½ (2)
	17273	5½ x 11	29	23	3	2½ (2)
 <b>Dual Inlet / Outlet</b>	17276	4½ x 9¾	25	20	2½ (2)	2½ (2)

UNIVERSAL  
MUFFLERS

MUSCLE & SPORT  
COMPACT CAR  
SYSTEMS

DIESEL TRUCK  
SYSTEMS

GAS TRUCK  
SYSTEMS

JEEP SYSTEMS

TECH SPECIFICATIONS  
& INTERCHANGES

CUSTOM FABRICATION  
& SPECIALTY PARTS

DIRECT FIT MUFFLERS  
& SYSTEM DIAGRAMS