



## STAINLESS STEEL CAT-BACK DRONE-FREE PERFORMANCE EXHAUST

### 2012-09 CHEVY/GMC COLORADO/CANYON 5.3L V8

- Stainless Steel DynoMax VT® Muffler
- 4-in. outlet, single wall, buffed and polished, 12-in. OAL SS slant cut tip
- 3-in. SS mandrel pipes

PART NUMBER 38501



DRONE-FREE PERFORMANCE.™  
MUFFLER

### 2012-09 CHEVY/GMC COLORADO/CANYON 5.3L V8

- Stainless Steel Ultra Flo™ Welded Muffler
- 4-in. outlet, double wall, buffed and polished, 12-in. OAL SS slant cut tip
- 3-in. SS mandrel pipes

PART NUMBER 39501

**22** HORSEPOWER  
**26** LB-FT. TORQUE  
IMPROVEMENT

LIMITED LIFETIME WARRANTY +  
90-DAY PERFORMANCE AND SOUND GUARANTEE\*  
on all systems



## STAINLESS STEEL CAT-BACK DRONE-FREE PERFORMANCE EXHAUST

**2013-09 CHEVY/GMC SILVERADO/SIERRA 1500 4.8L, 5.3L V8  
CREW AND EXTENDED CAB**

- Stainless Steel DynoMax VT® Muffler
- 4-in. outlet, single wall, buffed and polished, 12-in. OAL SS slant cut tip
- 3-in. SS mandrel pipes

**PART NUMBER 38495**



Part Number	Outlet Style	Year	Make	Model	System Info
38497	Single	13-09	CHEVY/GMC	Silverado/Sierra 1500 8 cyl. 4.8L, 5.3L Engines, Regular Cab 133-in. Wheelbase	3-in. Cat-Back system 4-in. tip
38453	Single	08-07	CHEVY/GMC	Silverado/Sierra 1500 8 cyl. 4.8L, 5.3L Engines, 133.9-in. Wheelbase	3-in. Cat-Back system 4-in. tip
38454	Single	08-07	CHEVY/GMC	Silverado/Sierra 1500 8 cyl. 4.8L, 5.3L Engines, 143.5-in. Wheelbase	3-in. Cat-Back system 4-in. tip
38311	Single	07-99	CHEVY/GMC	Silverado/Sierra 1500, 2500 Pickup (Under 8600 GVWR) (2007 Classic Only) 6/8 cyl. 4.3L, 4.8L, 5.3L Engines	3-in. Cat-Back system 3-in. tip



**DRONE-FREE PERFORMANCE.™**  
MUFFLER

**LIMITED LIFETIME WARRANTY +  
90-DAY PERFORMANCE AND SOUND GUARANTEE\***  
on all systems

SEE PAGE 57

\*For more information visit [dynamax.com](http://dynamax.com)



## 2013-09 CHEVY/GMC SILVERADO/SIERRA 1500 4.8L, 5.3L V8 CREW CAB SHORT BED, EXTENDED CAB STANDARD BED 143.5-in. WHEELBASE

- Stainless Steel Ultra Flo™ Welded Muffler
- 4-in. outlet, double wall, buffed and polished, 12-in. OAL SS slant cut tip
- 3-in. SS mandrel pipes

PART NUMBER 39495

**23** HORSEPOWER  
**30** LB-FT. TORQUE  
IMPROVEMENT



## 2013-09 CHEVY/GMC SILVERADO/SIERRA 1500 4.8L, 5.3L V8 CREW CAB SHORT BED, EXTENDED CAB STANDARD BED 143.5-in. WHEELBASE

- Stainless Steel Ultra Flo™ Welded Muffler
- 3-in. outlet, double wall, buffed and polished, 12-in. OAL SS slant cut tips
- 2.5-in. SS mandrel pipes

PART NUMBER 39499 (not shown)

**DUAL SYSTEM**

**24** HORSEPOWER  
**32** LB-FT. TORQUE  
IMPROVEMENT

**LIMITED LIFETIME WARRANTY +  
90-DAY PERFORMANCE AND SOUND GUARANTEE\***  
on all systems

## STAINLESS STEEL PERFORMANCE EXHAUST

### 2012-11 CHEVY/GMC SILVERADO/SIERRA 2500HD/3500HD 6.0L V8

- Stainless Steel Ultra Flo™ Welded Muffler
- 5-in. outlet, single wall, buffed and polished, 18-in. OAL SS slant cut tip
- 4-in. SS mandrel pipes
- System covers all wheel bases

**24** HORSEPOWER  
**32** LB-FT. TORQUE  
IMPROVEMENT

**PART NUMBER 39511**



NOTE: For vehicles with 133.7-in. wheel bases, it is required to cut 10.5-in. off extension pipe 53789.  
For vehicles with 158.2-in. wheel bases, it is required to cut 8.75-in. off extension pipe 53790.  
(see installation instructions)

**LIMITED LIFETIME WARRANTY +  
90-DAY PERFORMANCE AND SOUND GUARANTEE\***  
on all systems



SEE PAGE 58

\*For more information visit [dynamax.com](http://dynamax.com)

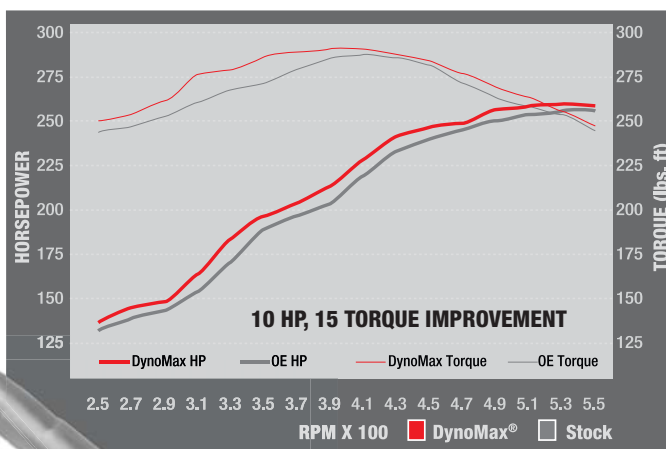


## STAINLESS STEEL CAT-BACK PERFORMANCE EXHAUST

**2013-09 DODGE RAM 1500 4.7L, 5.7L  
V8 120-in., 140-in. WHEELBASE**

- Stainless Steel Ultra Flo™ Welded Muffler
- 4-in. outlet, double wall, buffed and polished, 9-in. OAL SS slant cut tip
- 3-in. SS mandrel pipes

**PART NUMBER 39498**



**LIMITED LIFETIME WARRANTY +  
90-DAY PERFORMANCE AND SOUND GUARANTEE\***  
on all systems



**STAINLESS STEEL CAT-BACK  
DRONE-FREE PERFORMANCE EXHAUST**

**2009-03 DODGE RAM 2500/3500 5.7L V8, 8.0L V10  
ALL WHEELBASES**

- Stainless Steel DynoMax VT® Muffler
- 4-in. outlet, single wall, buffed and polished, 12-in. OAL SS slant cut tip
- 3-in. SS mandrel pipes

**PART NUMBER 38397**



**DRONE-FREE PERFORMANCE.™  
MUFFLER**

**2009-03 DODGE RAM 2500/3500 5.7L V8, 8.0L V10  
ALL WHEELBASES**

- Stainless Steel Ultra Flo™ Welded Muffler
- 4-in. outlet, double wall, buffed and polished, 12-in. OAL SS slant cut tip
- 3-in. SS mandrel pipes

**PART NUMBER 39397**

**9 HORSEPOWER  
15 LB-FT. TORQUE  
IMPROVEMENT**

**LIMITED LIFETIME WARRANTY +  
90-DAY PERFORMANCE AND SOUND GUARANTEE\*  
on all systems**




## STAINLESS STEEL CAT-BACK DRONE-FREE PERFORMANCE EXHAUST

**2013-11 FORD F150 3.5L, 3.7L V6, 5.0L V8  
EXTENDED CAB SHORT BED, CREW CAB SHORT BED**

- Stainless Steel DynoMax VT® Muffler
- 3-in. outlet, single wall, buffed and polished, 12-in. OAL SS slant cut tips
- 3-in. SS mandrel pipes

**PART NUMBER 38514**



**DRONE-FREE PERFORMANCE.™  
MUFFLER**

Part Number	Outlet Style	Year	Make	Model	System Info
38508	Single	13-11	FORD	F150 8 cyl. 5.0L	3-in. Cat-Back system 4-in. tip
38486	Single	10-09	FORD	F150 8 cyl. 4.6L, 5.4L Engines	3-in. Cat-Back system 4-in. tip
38469	Single	10-08	FORD	F250/F350 Super Duty 8/10 cyl. 5.4L, 6.8L Engines	3-in. Cat-Back system 4-in. tip
38450	Dual	08-05	FORD	F150 6/8 cyl. 4.2L, 4.6L, 5.4L Engines	2-in. Cat-Back system 3-in. tips


**LIMITED LIFETIME WARRANTY +  
90-DAY PERFORMANCE AND SOUND GUARANTEE\*  
on all systems**

## STAINLESS STEEL CAT-BACK PERFORMANCE EXHAUST

### 2013-11 FORD F150 5.0L V8

- Stainless Steel Ultra Flo™ Welded Muffler
- 4-in. outlet, single wall, buffed and polished, 12-in. OAL SS slant cut tip
- 3-in. SS mandrel pipes
- System covers all wheel bases

PART NUMBER 39508



### 2010-09 FORD F150 4.6L, 5.4L V8 ALL WHEELBASES 2/4WD

- Stainless Steel Ultra Flo™ Welded Muffler
- 4-in. outlet, double wall, buffed and polished, 9-in. OAL SS slant cut tip
- 3-in. SS mandrel pipes

PART NUMBER 39486 (not shown)

**17** HORSEPOWER  
**18** LB-FT. TORQUE  
IMPROVEMENT

### 2010-09 FORD F150 4.6L, 5.4L V8 144.5-in. WHEELBASE

- Stainless Steel Ultra Flo™ Welded Muffler
- 3-in. outlet, double wall, buffed and polished, 12-in. OAL SS slant cut tips
- 2.5-in. SS mandrel pipes

PART NUMBER 39500 (not shown)

#### DUAL SYSTEM

**17** HORSEPOWER  
**18** LB-FT. TORQUE  
IMPROVEMENT

### 2008-05 FORD F150 4.2L, 4.6L, 5.4L V8 2/4WD

- Stainless Steel Ultra Flo™ Welded Muffler
- 3-in. outlet, double wall, buffed and polished, 12-in. OAL SS slant cut tips
- 2.5-in. SS mandrel pipes

PART NUMBER 39450 (not shown)

#### DUAL SYSTEM

**LIMITED LIFETIME WARRANTY +  
90-DAY PERFORMANCE AND SOUND GUARANTEE\***  
on all systems



## STAINLESS STEEL PERFORMANCE EXHAUST

### 2012-11 FORD F250/F350 SUPERDUTY 6.2L

- Stainless Steel Ultra Flo™ Welded Muffler
- 5-in. outlet, single wall, buffed and polished, 18-in. OAL SS slant cut tip
- 4-in. SS mandrel pipes “Y”, tail and three extension pipes
- System covers all wheel bases

**PART NUMBER 39506**

**13** HORSEPOWER  
**14** LB.-FT. TORQUE  
IMPROVEMENT



### 2010-08 FORD F250/F350 SUPERDUTY 5.4L, 6.8L

- Stainless Steel Ultra Flo™ Welded Muffler
- 4-in. outlet, single wall, buffed and polished, 12-in. OAL SS slant cut tip
- 3-in. SS mandrel pipes

**PART NUMBER 39469** (not shown)

**16** HORSEPOWER  
**13** LB.-FT. TORQUE  
IMPROVEMENT

**LIMITED LIFETIME WARRANTY +  
90-DAY PERFORMANCE AND SOUND GUARANTEE\***  
on all systems




## STAINLESS STEEL CAT-BACK DRONE-FREE PERFORMANCE EXHAUST



The DynoMax® “Builders Bundle” is comprised of the necessary parts to custom assemble a full cat-back exhaust system to fit the applications listed.

- Stainless Steel DynoMax VT® Muffler
- 2.5-in. SS mandrel pipes
- Stainless steel clamps included
- 3-in. outlet, single wall, buffed and polished, 12-in. OAL SS slant cut tips
- Slotted ends for easy assembly
- This is not a direct bolt on kit. Custom fabrication is required



Part Number	Outlet Style	Year	Make	Model	System Info
88346	Dual	10-04	CHEVY/GMC	Silverado/Sierra Pick-up All Models	2.5-in. Cat-Back system 3-in. tips
88345	Dual	10-09	DODGE	Ram Pick-up All Models	2.5-in. Cat-Back system 3-in. tips
88346	Dual	08-04	DODGE	Ram Pick-up All Models	2.5-in. Cat-Back system 3-in. tips
88346	Dual	10-04	FORD	F-Series Pick-up All Models	2.5-in. Cat-Back system 3-in. tips



**LIMITED LIFETIME WARRANTY +  
90-DAY PERFORMANCE AND SOUND GUARANTEE\***  
on all systems

# Gas Truck Applications

## CADILLAC

		ENGINE	PIPE DIA.	PART NO.	EXIT STYLE	SOUND LEVEL
<b>Escalade</b>						
<b>Single</b>						
2005-02	Cat-Back	5.3L	3"	19361 Ultra Flo Welded	3	
2000-99	Cat-Back	5.7L	3"	17349 Super Turbo	2	

		ENGINE	PIPE DIA.	PART NO.	EXIT STYLE	SOUND LEVEL
<b>CHEVROLET/GMC</b>						
<b>Avalanche 1500</b>						
<b>Single</b>						
2013-09	Cat-Back	5.3L	3"	38520 <sup>SS</sup> DynoMax VT	1	
2008-07	Cat-Back	5.3L	3"	19442 Ultra Flo Welded	5	
2006-02	Cat-Back	5.3L	3"	19360 Ultra Flo Welded	1	
<b>Blazer/Yukon 3</b>						
<b>Single</b>						
1994	Cat-Back, 2 DR; 4WD	5.7L	3"	17368 Super Turbo	1	
<b>C/K 1500</b>						
<b>Dual</b>						
1999-96	Cat-Back, EC/SB Under 8500 G.V.W.R.; Exc. 1998 Calif. Models	5.7L	2½"	17363 Super Turbo	4	
1995-94	Cat-Back, EC/SB Under 8600 G.V.W.R.	4.3L, 5.0L, 5.7L	2½"	19301 Super Turbo	4	
1993-88	Cat-Back, SC/SB Exits on Either Side of License Plate	5.7L	2½"	17310 Super Turbo	4	
1993-88	Cat-Back, EC/SB Under 8600 G.V.W.R.	5.7L	3"/2½"	17314 Super Turbo	4	
1993-88	Cat-Back, SC/LB Under 8600 G.V.W.R.	5.7L	3"/2½"	17324 Super Turbo	4	
<b>Single</b>						
1995-94	Cat-Back, SC/LB Under 8500 G.V.W.R.	4.3L, 5.0L, 5.7L	3"	17381 Super Turbo	1	
1995-94	Cat-Back, SC/SB Under 8500 G.V.W.R.	4.3L, 5.0L, 5.7L	3"	17380 Super Turbo	1	
1995-94	Cat-Back, SC/SB	4.3L, 5.0L, 5.7L	3"	17382 Super Turbo	1	
1993-88	Cat-Back, SC/SB; SC/LB	4.3L, 5.0L	2½"	17450 Super Turbo	1	

### Exit Style



<sup>SS</sup> = Stainless Steel Construction

Sound Level  
 Quiet - Loud

## CHEVROLET/GMC cont.

		ENGINE	PIPE DIA.	PART NO.	EXIT STYLE	SOUND LEVEL
<b>C/K 2500</b>						
<b>Dual</b>						
1999-96	Cat-Back, EC/SB Under 8600 G.V.W.R.; Exc. 1998 Calif. Models	5.7L	2½"	17363 Super Turbo	4	»»»
1995-94	Cat-Back, EC/SB Under 8600 G.V.W.R.	4.3L, 5.0L, 5.7L	2½"	19301 Super Turbo	4	»»»
1993-88	Cat-Back, EC/SB Under 8600 G.V.W.R.	5.7L	3"/2½"	17314 Super Turbo	4	»»»
1993-88	Cat-Back, SC/LB Under 8600 G.V.W.R.	5.7L	3"/2½"	17324 Super Turbo	4	»»»
<b>Single</b>						
1995-94	Cat-Back, SC/SB Under 8500 G.V.W.R.	4.3L, 5.0L, 5.7L	3"	17380 Super Turbo	1	»»»
1995-94	Cat-Back, SC/LB Under 8500 G.V.W.R.	4.3L, 5.0L, 5.7L	3"	17381 Super Turbo	1	»»»
1993-88	Cat-Back, SC/SB; SC/LB	4.3L, 5.0L	2½"	17450 Super Turbo	1	»»»
<b>Colorado/Canyon</b>						
<b>Dual</b>						
2009-04	Cat-Back, CC/SB; EC/SB	2.8L, 2.9L, 3.5L, 3.7L	2½"	19472 Super Turbo	4	»»
<b>Single</b>						
2012-09	Cat-Back	5.3L	3"	39501 <sup>SS</sup> Ultra Flo Welded	5	»»»
2012-09	VT, Cat-Back	5.3L	3"	38501 <sup>SS</sup> DynoMax VT	5	»»
<b>S10 Blazer</b>						
<b>Single</b>						
2004-00	Cat-Back, 4 DR	4.3L	2½"	19331 Super Turbo	5	»»
<b>S10 Pickup/Sonoma</b>						
<b>Single</b>						
2003-00	Cat-Back, EC/SB 4WD; w/ZR2 or LS w/Wide Stance Suspension Pkg.	4.3L	2½"	19399 Ultra Flo Welded	1	»»»

### Exit Style



<sup>SS</sup> = Stainless Steel Construction

### Sound Level



# Gas Truck Applications

## CHEVROLET/GMC cont.

		ENGINE	PIPE DIA.	PART NO.	EXIT STYLE	SOUND LEVEL
<b>S10/S15 Blazer/Jimmy</b>						
<b>Single</b>						
2001-00	Cat-Back, 4 DR	4.3L	2½"	19331 Super Turbo	5	»»»
1999-95	Cat-Back, 4 DR	4.3L	2½"	17366 Super Turbo	5	»»»
1994-92	Cat-Back, 4 DR	4.3L	2½"	17383 Super Turbo	1	»»»
1991-83	Cat-Back, 2 DR; Stock intermediate pipe not included in kit required to complete installation	1.9L, 2.0L, 2.5L, 2.8L, 4.3L Gas & 2.2L Diesel	2¼"	17471 Super Turbo	1	»»»
<b>S10/S15 Pickup</b>						
<b>Single</b>						
1991-82	Cat-Back, 2WD; Stock Intermediate pipe not included in kit required to complete installation.	1.9L, 2.0L, 2.5L Gas & 2.2L Diesel	2¼"	17472 Super Turbo	1	»»»
1991-82	Cat-Back, 2WD; Stock Intermediate pipe not included in kit required to complete installation.	2.8L, 4.3L	2¼"	17472 Super Turbo	1	»»»
<b>Silverado/Sierra 1500</b>						
<b>Dual</b>						
2013-09	Cat-Back, CC/SB; EC/LB	4.8L, 5.3L	3"/2½"	39499 <sup>SS</sup> Ultra Flo Welded	4	»»»»»
2008-07	Cat-Back, CC/SB; EC/LB	4.8L, 5.3L	3"/2½"	39468 <sup>SS</sup> Ultra Flo Welded	4	»»»»»
2007-99	Cat-Back, SC/LB 2007 Classic Only	4.3L, 4.8L, 5.3L	3"/2½"	19308 Super Turbo	4	»»»»»
2007-99	Cat-Back, SC/SB 2007 Classic Only	4.3L, 4.8L, 5.3L	3"/2½"	19309 Super Turbo	4	»»»»»
2007-99	Cat-Back, EC/SB 2007 Classic Only	4.3L, 4.8L, 5.3L	3"/2½"	39310 <sup>SS</sup> Ultra Flo Welded	4	»»»»»
<b>Single</b>						
2013-09	Cat-Back, CC/SB; EC/LB	4.8L, 5.3L	3"	39495 <sup>SS</sup> Ultra Flo Welded	1	»»»»»
2013-09	Cat-Back, RC/LB	4.8L, 5.3L	3"	39497 <sup>SS</sup> Ultra Flo Welded	1	»»»»»
2013-09	VT, Cat-Back, CC/SB; EC/LB	4.8L, 5.3L	3"	38495 <sup>SS</sup> DynoMax VT	1	»»»»»

### Exit Style



<sup>SS</sup> = Stainless Steel Construction

### Sound Level



Quiet - Loud

## CHEVROLET/GMC cont.

		ENGINE	PIPE DIA.	PART NO.	EXIT STYLE	SOUND LEVEL
<b>Silverado/Sierra 1500 cont.</b>						
<b>Single cont.</b>						
2013-09	VT, Cat-Back, RC/LB	4.8L, 5.3L	3"	38497 <sup>SS</sup> DynoMax VT	1	➤➤
2008-07	VT, Cat-Back, CC/SB; EC/LB	4.8L, 5.3L	3"	38454 <sup>SS</sup> DynoMax VT	1	➤➤➤
2008-07	VT, Cat-Back, EC/SB	4.8L, 5.3L	3"	38453 <sup>SS</sup> DynoMax VT	1	➤➤➤
2008-07	Cat-Back, CC/SB; EC/LB	4.8L, 5.3L	3"	39454 <sup>SS</sup> Ultra Flo Welded	1	➤➤➤
2008-07	Cat-Back, EC/LB	4.8L, 5.3L	3"	19455 Ultra Flo Welded	1	➤➤➤
2008-07	Cat-Back, EC/SB	4.8L, 5.3L	3"	39453 <sup>SS</sup> Ultra Flo Welded	1	➤➤➤
2008-07	Cat-Back, SC/LB	4.8L, 5.3L	3"	19451 Ultra Flo Welded	1	➤➤➤
2008-07	Cat-Back, SC/LB	4.8L, 5.3L	3"	19452 Ultra Flo Welded	1	➤➤➤
2007-05	Cat-Back, CC/SB 2007 Classic Only	4.3L, 4.8L, 5.3L	3"	19427 Super Turbo	1	➤➤
2007-99	VT, Cat-Back, EC/SB 2007 Classic Only	4.3L, 4.8L, 5.3L	3"	38311 <sup>SS</sup> DynoMax VT	1	➤➤
2007-99	Cat-Back, SC/SB 2007 Classic Only	4.3L, 4.8L, 5.3L	3"	19305 Super Turbo	1	➤➤
2007-99	Cat-Back, EC/LB 2007 Classic Only	4.3L, 4.8L, 5.3L	3"	39311 <sup>SS</sup> Ultra Flo Welded	1	➤➤
<b>Silverado/Sierra 1500HD</b>						
<b>Single</b>						
2007	Cat-Back, CC Classic Only; O.E. Converter system assembly must be cut to install system	6.0L	3"	19458 Super Turbo	1	➤➤
2006-01	Cat-Back, CC O.E. Converter system assembly must be cut to install system	6.0L	3"	19458 Super Turbo	1	➤➤
<b>Silverado/Sierra 2500</b>						
<b>Dual</b>						
2000-99	Cat-Back, SC/LB Under 8600 G.V.W.R.	5.3L	3"/2½"	19308 Super Turbo	4	➤➤➤➤
2000-99	Cat-Back, SC/SB Under 8600 G.V.W.R.	5.3L	3"/2½"	19309 Super Turbo	4	➤➤➤➤
2000-99	Cat-Back, EC/SB Under 8600 G.V.W.R.	5.3L	3"/2½"	39310 <sup>SS</sup> Ultra Flo Welded	4	➤➤➤➤

### Exit Style



<sup>SS</sup> = Stainless Steel Construction

### Sound Level



# Gas Truck Applications

## CHEVROLET/GMC cont.

		ENGINE	PIPE DIA.	PART NO.	EXIT STYLE	SOUND LEVEL
<b>Silverado/Sierra 2500 cont.</b>						
<b>Single</b>						
2000-99	VT, Cat-Back, EC/SB Under 8600 G.V.W.R.	5.3L	3"	38311 <sup>SS</sup> DynoMax VT	1	➤➤
2000-99	Cat-Back, SC/SB Under 8600 G.V.W.R.	5.3L	3"	19305 Super Turbo	1	➤➤
2000-99	Cat-Back, EC/LB Under 8600 G.V.W.R.	5.3L	3"	39311 <sup>SS</sup> Ultra Flo Welded	1	➤➤
<b>Silverado/Sierra 2500HD</b>						
<b>Single</b>						
2012-11	Cat-Back, All Wheelbases	6.0L	4"	39511 <sup>SS</sup> Ultra Flo Welded	1	➤➤➤
2010-07	Cat-Back, 2007 New Body Style	6.0L	4"	19432 Ultra Flo Welded	1	➤➤➤
2010-07	Cat-Back, 2007 New Body Style	6.0L	4"	39432 <sup>SS</sup> Ultra Flo Welded	1	➤➤➤
2007-00	Cat-Back, CC/SB Exc. 2500 Light Duty, 2007 Classic Only	6.0L, 8.1L	4"	39378 <sup>SS</sup> Ultra Flo Welded	1	➤➤➤➤
2007-00	Cat-Back, EC/SB Exc. 2500 Light Duty, 2007 Classic Only	6.0L, 8.1L	4"	39379 <sup>SS</sup> Ultra Flo Welded	1	➤➤➤➤
2007	Cat-Back, 2007 New Body Style	8.1L	4"	19432 Ultra Flo Welded	1	➤➤➤
<b>Silverado/Sierra 3500/3500HD</b>						
<b>Single</b>						
2012-11	Cat-Back, All Wheelbases	6.0L	4"	39511 <sup>SS</sup> Ultra Flo Welded	1	➤➤➤
2010-07	Cat-Back, 2007 New Body Style	6.0L	4"	39432 <sup>SS</sup> Ultra Flo Welded	1	➤➤➤
2010-07	Cat-Back	6.0L	4"	19432 Ultra Flo Welded	1	➤➤➤
2007	Cat-Back	8.1L	4"	19432 Ultra Flo Welded	1	➤➤➤
2007-00	Cat-Back, EC/SB Exc. 2500 Light Duty, 2007 Classic Only	6.0L, 8.1L	4"	39379 <sup>SS</sup> Ultra Flo Welded	1	➤➤➤➤
2007-00	Cat-Back, CC/SB Exc. 2500 Light Duty, 2007 Classic Only	6.0L, 8.1L	4"	39378 <sup>SS</sup> Ultra Flo Welded	1	➤➤➤➤

Exit Style



<sup>SS</sup> = Stainless Steel Construction

Sound Level



## CHEVROLET/GMC cont.

		ENGINE	PIPE DIA.	PART NO.	EXIT STYLE	SOUND LEVEL
<b>Suburban 1500</b>						
<b>Single</b>						
2013-09	Cat-Back	5.3L	3"	38520 <sup>SS</sup> DynoMax VT	1	
2008-07	Cat-Back	5.3L	3"	19442 Ultra Flo Welded	5	
2006-01	Cat-Back	5.3L	3"	19360 Ultra Flo Welded	1	
<b>Suburban C/K 1500</b>						
<b>Single</b>						
1995-92	Cat-Back, Clamped Connection to Converter	5.7L	3"	17386 Super Turbo	1	
1995-94	Cat-Back, Flanged Connection to Converter	5.7L	3"	17378 Super Turbo	1	
<b>Suburban C/K 2500</b>						
<b>Single</b>						
1995-92	Cat-Back, Clamped Connection to Converter	5.7L	3"	17386 Super Turbo	1	
<b>Tahoe/Yukon</b>						
<b>Single</b>						
2013-09	Cat-Back	5.3L	3"	38520 <sup>SS</sup> DynoMax VT	1	
2009	Cat-Back	4.8L	3"	38520 <sup>SS</sup> DynoMax VT	1	
2008-07	Cat-Back	4.8L, 5.3L	3"	19436 Ultra Flo Welded	5	
2006-01	Cat-Back	4.8L, 5.3L	3"	19361 Ultra Flo Welded	1	
2000-96	Cat-Back, 4 DR; 00-98 Exc. Calif.	5.7L	3"	17349 Super Turbo	1	
1994	Cat-Back, 2 DR	5.7L	3"	17368 Super Turbo	1	
<b>Yukon Denali</b>						
<b>Single</b>						
2000-99	Cat-Back	5.7L	3"	17349 Super Turbo	1	
<b>Yukon XL 1500</b>						
<b>Single</b>						
2013-09	Cat-Back	5.3L	3"	38520 <sup>SS</sup> DynoMax VT	1	
2008-09	Cat-Back, 2 DR	5.7L	3"	17368 Super Turbo	1	
2008-07	Cat-Back	5.3L	3"	19442 Ultra Flo Welded	5	
2006-01	Cat-Back	5.3L	3"	19360 Ultra Flo Welded	1	

### Exit Style



<sup>SS</sup> = Stainless Steel Construction

### Sound Level



# Gas Truck Applications

## CHRYSLER

		ENGINE	PIPE DIA.	PART NO.	EXIT STYLE	SOUND LEVEL
<b>Aspen</b>						
<b>Single</b>						
2008-07	Cat-Back	4.7L	3"	19389 Super Turbo	5	
2008-07	Cat-Back	5.7L	3"	19389 Super Turbo	5	

## DODGE

		ENGINE	PIPE DIA.	PART NO.	EXIT STYLE	SOUND LEVEL
<b>Dakota</b>						
<b>Dual</b>						
2009-05	Cat-Back , Will not fit trucks w/rear stablizer/ sway bar	3.7L, 4.7L	2½"	19420 Super Turbo	4	
2003-00	QC/SB Cat-Back, Exc. R/T; Will not fit trucks w/rear stablizer/sway bar	3.9L, 4.7L, 5.9L	2½"	19420 Super Turbo	4	
<b>Single</b>						
2003-00	QC Cat-Back, Exc. R/T; 4WD	3.9L, 4.7L, 5.9L	3"	19321 Super Turbo	1	
1999-97	SC/SB; SB/LB; EC/SB; Cat-Back, 4WD	3.9L, 5.2L	2½"	19327 Super Turbo	1	
1996-92	SC/SB; SB/LB; EC/SB Cat-Back	3.9L, 5.2L	2¾"	17443 Super Turbo	1	

<b>Durango</b>						
<b>Single</b>						
2008-04	Cat-Back	4.7L	3"	19389 Super Turbo	5	
2008-04	Cat-Back	5.7L	3"	19389 Super Turbo	5	
2003-00	Cat-Back	4.7L, 5.2L, 5.9L	3"	19319 Super Turbo	5	
1999-98	Cat-Back	5.2L, 5.9L	3"	17354 Super Turbo	5	
<b>Dual</b>						
2013-11	Cat-Back, For vehicles w/factory dual exhaust	3.6L, 5.7L	2½"	39521 Ultra Flo Welded	4	

### Exit Style



SS = Stainless Steel Construction

### Sound Level



## DODGE cont.

		ENGINE	PIPE DIA.	PART NO.	EXIT STYLE	SOUND LEVEL
<b>Nitro</b>						
<b>Single</b>						
2011-07	Cat-Back	3.7L	2½"	39475 <sup>SS</sup> Ultra Flo Welded	5	
<b>Nitro R/T</b>						
<b>Single</b>						
2011-07	Cat-Back	4.0L	2½"	39475 <sup>SS</sup> Ultra Flo Welded	5	
<b>Ram 1500</b>						
<b>Dual</b>						
2010-09	Cat-Back, For vehicles w/factory dual exhaust	4.7L, 5.7L	2½"	39480 <sup>SS</sup> Ultra Flo SS	4	
2008-06	Cat-Back, Exc. Mega Cab	3.7L, 4.7L	3"-2½"	19431 Super Turbo	4	
2008-06	Cat-Back, Exc. Mega Cab	5.7L	3"-2½"	19431 Super Turbo	4	
2005-04	SC/SB; SC/LB; QC/SB; QC/LB Cat-Back	5.7L	3"-2½"	19388 Super Turbo	4	
2005-02	SC/LB; QC/SB Cat-Back	4.7L, 5.9L	3"-2½"	19373 Super Turbo	4	
2001-94	SC/SB; SC/LB; EC/SB; EC/LB, Cat-Back Under 8800 G.V.W.R.; Exc. 00-01 Off-Road Pkg.	3.9L, 4.2L, 5.9L	2½"	17322 Super Turbo	4	
2003	SC/LB; QC/SB; QC/LB Cat-Back	5.7L	3"-2½"	19386 Super Turbo	4	
<b>Single</b>						
2010-09	SC/SB; QC/LB Cat-Back	4.7L, 5.7L	3"	39498 <sup>SS</sup> Ultra Flo Welded	1	
2008-06	Cat-Back, Exc. Mega Cab	3.7L, 4.7L	3"	19428 Ultra Flo Welded	1	
2008-06	Cat-Back, Exc. Mega Cab	5.7L	3"	19428 Ultra Flo Welded	1	
2005-04	SC/SB; QC/SB; SC/LB; QC/LB Cat-Back, Including Rumble Bee Model	5.7L	3"	19413 Ultra Flo Welded	1	
2005-02	SC/LB; QC/SB Cat-Back	3.7L, 4.7L, 5.9L	3"	19370 Ultra Flo Welded	1	
2005-02	SC/SB Cat-Back	3.7L, 4.7L, 5.9L	3"	19369 Ultra Flo Welded	1	
2001-98	EC/SB, Cat-Back, Exc. 5.9L HD Eng.; Over 8800 G.V.W.R.	5.2L, 5.9L	3"	17342 Super Turbo	1	

### Exit Style



<sup>SS</sup> = Stainless Steel Construction

Sound Level  
 —   
 Quiet - Loud

# Gas Truck Applications

## DODGE cont.

		ENGINE	PIPE DIA.	PART NO.	EXIT STYLE	SOUND LEVEL
<b>Ram 2500</b>						
<b>Single</b>						
2009-03	SC/LB; QC/SB Cat-Back	5.7L, 8.0L	3"	39397 <sup>SS</sup> Ultra Flo Welded	1	
2001-98	EC/LB Cat-Back, Eng. Code Z; Exc. 5.9L HD Eng.; Over 8800 G.V.W.R.	5.2L, 5.9L	3"	17342 Super Turbo	1	
<b>Ram 2500HD</b>						
<b>Single</b>						
2009-03	RC/LB; QC/SB VT Cat-Back	5.7L, 8.0L	3"	38397 <sup>SS</sup> DynoMax VT	1	
<b>Ram 3500</b>						
<b>Single</b>						
2009-03	RC/LB, Cat-Back; SC/LB; QC/SB, Cat-Back	5.7L, 8.0L	3"	39397 <sup>SS</sup> Ultra Flo Welded	1	
2003	RC/LB; QC/SB VT Cat-Back	8.0L	3"	38397 <sup>SS</sup> DynoMax VT	1	
2001-98	EC/LB Cat-Back, Eng. Code Z; Exc. 5.9L HD Eng.; Over 8800 G.V.W.R.	5.2L, 5.9L	3"	17342 Super Turbo	1	

## FORD

		ENGINE	PIPE DIA.	PART NO.	EXIT STYLE	SOUND LEVEL
<b>Bronco</b>						
<b>Single</b>						
1996-87		4.9L, 5.0L	2½"	17410 Super Turbo	1	

### Exit Style



<sup>SS</sup> = Stainless Steel Construction

### Sound Level



## FORD cont.

		ENGINE	PIPE DIA.	PART NO.	EXIT STYLE	SOUND LEVEL
<b>Excursion</b>						
<b>Single</b>						
2005-00	Cat-Back	5.4L, 6.8L	3"	19328 Super Turbo	1	
<b>Expedition</b>						
<b>Single</b>						
2001-97	Ca-Back, Exc. Air Ride Suspension	4.6L, 5.4L	3"	17355 Ultra Flo SS	1	
<b>Explorer</b>						
<b>Single</b>						
2000-97	Cat-Back, 4 DR; Before 11-8-99; Eng. Code E; SOHC	4.0L	2½"	17346 Super Turbo	5	
1998-97	Cat-Back, 4 DR; Before 1-28-98	5.0L	2½"	17352 Super Turbo	5	
1994-93	Cat-Back, 4 DR	4.0L	2¼"	17415 Super Turbo	1	
<b>F150</b>						
<b>Dual</b>						
2013-11	EC/SB; CC/SB VT Cat-Back, Exc. Harley Davidson & Raptor	3.5L, 3.7L, 5.0L	3"-2½"	38514 <sup>SS</sup> DynaMax VT	4	
2010-09	Cat-Back, Super Cab/SB; SC/LB; CC/SB	4.6L, 5.4L	3"-2½"	39500 <sup>SS</sup> Ultra Flo Welded	4	
2008-05	VT Cat-Back, All Wheelbases	4.2L, 4.6L, 5.4L	2½"	38450 <sup>SS</sup> DynaMax VT	4	
2008-05	Cat-Back, All Wheelbases	4.2L, 4.6L, 5.4L	2½"	39450 <sup>SS</sup> Ultra Flo Welded	4	
2004-97	SC/SB; SC/LB; EC/SB; EC/LB Cat-Back, 2004 Heritage Only, Super Crew	4.2L, 4.6L, 5.4L	2½"	39321 <sup>SS</sup> Ultra Flo Welded	4	
2003-01	SC/SB; SC/LB; EC/SB; EC/LB Cat-Back	4.2L, 4.6L, 5.4L	2½"	39321 <sup>SS</sup> Ultra Flo Welded	4	
1996-87	SC/SB; SC/LB; EC/SB Cat-Back, Exc. Flareside; Dual Outlet Muffler; Exits on Right Hand Side	4.9L, 5.0L, 5.8L	2¼"	17447 Super Turbo	8	
1996-87	SC/LB; EC/SB	4.9L, 5.0L, 5.8L	2½"	17312 Super Turbo	4	

### Exit Style



<sup>SS</sup> = Stainless Steel Construction

### Sound Level



# Gas Truck Applications

## FORD cont.

		ENGINE	PIPE DIA.	PART NO.	EXIT STYLE	SOUND LEVEL
<b>F150 cont.</b>						
<b>Single</b>						
2013-11	VT Cat-Back, All Wheelbases	5.0L	3"	38508 <sup>SS</sup> DynoMax VT	1	➤➤
2013-11	Cat-Back, All Wheelbases	3.5L, 5.0L	3"	39508 <sup>SS</sup> Ultra Flo Welded	1	➤➤➤
2010-09	VT Cat-Back, All Wheelbases	4.6L, 5.4L	3"	38486 <sup>SS</sup> DynoMax VT	1	➤➤
2010-09	Cat-Back, All Wheelbases; Intermediate Pipe is Stock Replacement Pipe	4.6L, 5.4L	3"	39486 <sup>SS</sup> Ultra Flo Welded	1	➤➤➤
2008-04	Cat-Back, All Wheelbases Exc. Supercrew w/6.5' Bed; Exc. 2004 Heritage	4.6L, 5.4L	3"	19387 Ultra Flo Welded	1	➤➤➤
2004-01	Cat-Back, Super Crew; 2004 Heritage Only	4.6L, 5.4L	3"	17338 Super Turbo	1	➤➤
2004-98	SC/SB; SC/LB; EC/SB; EC/LB Cat-Back, 2004 Heritage Only	4.2L, 4.6L, 5.4L	3"	17338 Super Turbo	1	➤➤
<b>F250</b>						
<b>Dual</b>						
1999-97	SC/SB; SC/LB; EC/SB; EC/LB Cat-Back, Exc. Super Duty	4.2L, 4.6L, 5.4L	2½"	39321 <sup>SS</sup> Ultra Flo Welded	4	➤➤➤
1996-87	SC/SB; SC/LB; EC/SB Cat-Back, Dual Outlet Muffler; Exits on Right Hand Side	4.9L, 5.0L	2¼"	17447 Super Turbo	8	➤➤
1996-87	SC/LB; EC/SB Cat-Back, Under 8500 G.V.W.R.	4.9L, 5.0L, 5.8L	2½"	17312 Super Turbo	4	➤➤➤
<b>Single</b>						
2004-98	SC/SB; SC/LB; EC/SB; EC/LB Cat-Back, Exc. Super Duty	4.2L, 4.6L, 5.4L	3"	17338 Super Turbo	1	➤➤
1996-97	SC/SB; SC/LB; EC/SB Cat-Back, Under 8500 G.V.W.R.; Exc. Flareside; Dual outlet Muffler; Exits on Right Hand Side	5.8L	2¼"	17447 Super Turbo	1	➤➤
<b>F250 Super Duty</b>						
<b>Dual</b>						
2007-05	Cat-Back, All Wheelbases	5.4L, 6.8L	3"-2½"	19449 Super Turbo	4	➤➤➤
2004-99	SC/SB; EO/SB; CC/SB; EC/LB; CC/LB	5.4L, 6.8L	3"-2½"	17313 Super Turbo	4	➤➤➤
<b>Single</b>						
2012-11	Cat-Back, All Wheelbases	6.2L	4"	39506 <sup>SS</sup> Ultra Flo Welded	1	➤➤➤
2010-08	VT Cat-Back, All Wheelbases	5.4L, 6.8L	3"	38469 <sup>SS</sup> DynoMax VT	1	➤➤➤

### Exit Style



<sup>SS</sup> = Stainless Steel Construction

### Sound Level



## FORD cont.

		ENGINE	PIPE DIA.	PART NO.	EXIT STYLE	SOUND LEVEL
<b>F250 Super Duty cont.</b>						
<b>Single cont.</b>						
2010-08	Cat-Back, All Wheelbases	5.4L, 6.8L	3"	39469 <sup>SS</sup> Ultra Flo Welded	1	
2007-05	Cat-Back, All Wheelbases	5.4L, 6.8L	3"	19410 Super Turbo	1	
<b>F350 Super Duty</b>						
<b>Dual</b>						
2007-05	Cat-Back, All Wheelbases	5.4L, 6.8L	3"-2½"	19449 Super Turbo	4	
2004-99	SC/LB; EC/SB; CC/SB; EC/LB; CC/LB Cat-Back	5.4L, 6.8L	3"-2½"	17313 Super Turbo	4	
<b>Single</b>						
2012-11	Cat-Back, All Wheelbases	6.2L	4"	39506 <sup>SS</sup> Ultra Flo Welded	1	
2010-08	VT Cat-Back, All Wheelbases	5.4L, 6.8L	3"	38469 <sup>SS</sup> DynoMax VT	1	
2010-08	Cat-Back, All Wheelbases	5.4L, 6.8L	3"	39469 <sup>SS</sup> Ultra Flo Welded	1	
2007-05	Cat-Back, Exc.Chassis Cab; All Wheelbases	5.4L, 6.8L	3"	19410 Super Turbo	1	
<b>Ranger</b>						
<b>Single</b>						
2012-98	EC/SB Cat-Back, 126" W.B.	2.3L, 2.5L, 3.0L, 4.0L	2½"	39315 <sup>SS</sup> Ultra Flo Welded	1	
2012-98	SC/SB Cat-Back, 112" W.B.	2.3L, 2.5L, 3.0L, 4.0L	2½"	17317 Super Turbo	1	
1997-95	EC/SB Cat-Back	2.3L, 3.0L, 4.0L	2¼"	17318 Super Turbo	1	
1997-95	SC/SB Cat-Back	2.3L, 3.0L, 4.0L	2¼"	17320 Super Turbo	1	
1994-93	SC/SB, SC/LB, EC/SB Cat-Back, Including Splash; Stock intermediate pipe required to complete intallation.	3.0L, 4.0L	2¼"	17402 Super Turbo	1	
1992-83	SC/SB, SC/LB, EC/SB Cat-Back, Stock intermediate pipe required to complete installation.	2.0L, 2.3L, 2.8L, 2.9L, 3.0L, 4.0L Gas & 2.2L, 2.3L Diesel	2"	17464 Super Turbo	1	

### Exit Style





<sup>SS</sup> = Stainless Steel Construction

### Sound Level







# Gas Truck Applications


## HUMMER

		ENGINE	PIPE DIA.	PART NO.	EXIT STYLE	SOUND LEVEL
<b>Hummer H3</b>						
<b>Dual</b>						
2009-07	Cat-Back	3.7L	2½"	39425 <sup>SS</sup> Ultra Flo SS	4	
2006	Cat-Back	3.5L	2½"	39425 <sup>SS</sup> Ultra Flo SS	4	



## ISUZU

		ENGINE	PIPE DIA.	PART NO.	EXIT STYLE	SOUND LEVEL
<b>I-280</b>						
<b>Dual</b>						
2006	CC/SB; EC/SB Cat-Back	2.8L	2½"	19472 Super Turbo	4	
<b>I-290</b>						
<b>Dual</b>						
2008-07	CC/SB; EC/SB Cat-Back	2.9L	2½"	19472 Super Turbo	4	
<b>I-350</b>						
<b>Dual</b>						
2006	CC/SB; EC/SB Cat-Back	3.5L	2½"	19472 Super Turbo	4	
<b>I-370</b>						
<b>Dual</b>						
2008-07	CC/SB; EC/SB Cat-Back	3.7L	2½"	19472 Super Turbo	4	

## LINCOLN

		ENGINE	PIPE DIA.	PART NO.	EXIT STYLE	SOUND LEVEL
<b>Navigator</b>						
<b>Single</b>						
2001-98	Cat-Back, Exc. Air Ride Suspension	5.4L	3"	17355 Ultra Flo SS	1	

## MAZDA

<b>B2300</b>						
<b>Single</b>						
1997-95	EC/SB Cat-Back	2.3L	2¼"	17318 Super Turbo	1	
1997-95	SC/SB Cat-Back	2.3L	2¼"	17320 Super Turbo	1	

Exit Style



Sound Level  
  
 Quiet - Loud

<sup>SS</sup> = Stainless Steel Construction

## MERCURY

		ENGINE	PIPE DIA.	PART NO.	EXIT STYLE	SOUND LEVEL
<b>Mountaineer</b>						
<b>Single</b>						
2000-98	Cat-Back, 4 DR; Before 11--8-99; Eng. Code E; SOHC	4.0L	2½"	17346 Super Turbo	5	»»»
1996-89	Cat-Back, 4 DR; Before 1-28-98	5.0L	2½"	17352 Super Turbo	5	»»»

## MITSUBISHI

		ENGINE	PIPE DIA.	PART NO.	EXIT STYLE	SOUND LEVEL
<b>Raider</b>						
<b>Dual</b>						
2009-06	Cat-Back	3.7L, 4.7L	2½"	19420 Super Turbo	4	»»»

## NISSAN

		ENGINE	PIPE DIA.	PART NO.	EXIT STYLE	SOUND LEVEL
<b>Hard Body Pickup All Models</b>						
<b>Single</b>						
1994-86	Cat-Back, From 6-1-86	2.4L	2"	17446 Super Turbo	2	»»»
1994-86	Cat-Back, From 6-1-86; Except 90-94 Long Bed w/3.0L	3.0L	2"	17446 Super Turbo	2	»»»
<b>Frontier</b>						
<b>Single</b>						
2013-05	Cat-Back, Fits Trucks with a 5 Foot Box	4.0L	2½"	19444 Ultra Flo Welded	1	»»»»
<b>Titan</b>						
<b>Dual</b>						
2006-04	Cat-Back	5.6L	3"-2½"	19437 Super Turbo	4	»»»»
<b>Single</b>						
2006-04	Cat-Back, King Cab/CC	5.6L	3"	19411 Ultra Flo Welded	1	»»»»
<b>Xterra</b>						
<b>Single</b>						
2013-05	Cat-Back	4.0L	2½"	19443 Ultra Flo Welded	1	»»»»

### Exit Style



SS = Stainless Steel Construction

Sound Level  
  
 Quiet - Loud

# Gas Truck Applications

## OLDSMOBILE

		ENGINE	PIPE DIA.	PART NO.	EXIT STYLE	SOUND LEVEL
<b>Bravada</b>						
<b>Single</b>						
2001-00	Cat-Back, 4 DR	4.3L	2½"	19331 Super Turbo	5	➤➤
1999-98	Cat-Back, 4 DR	4.3L	2½"	17366 Super Turbo	5	➤➤
1994-92	Cat-Back, 4 DR	4.3L	2½"	17383 Super Turbo	1	➤➤

## RAM

<b>Dual</b>						
2013-11	Cat-Back; For vehicles w/factory dual exhaust	4.7L, 5.7L	2½"	39480 <sup>SS</sup> Ultra Flo SS	4	➤➤
<b>Single</b>						
2013-11	SC/SB; QC/LB Cat-Back	5.7L	3"	39498 <sup>SS</sup> Ultra Flo Welded	1	➤➤➤

## TOYOTA

<b>4-Runner</b>						
<b>Single</b>						
1995-88	Cat-Back, From 4-1-89; Exc. 93-95 Calif. Intermediate pipe not included in kit	2.4L	2"	17418 Super Turbo	5	➤➤
1995-88	Cat-Back, From 4-1-89; Exc. 93-95 Calif. Intermediate pipe not included in kit	3.0L	2"	17418 Super Turbo	5	➤➤
<b>FJ Cruiser</b>						
<b>Single</b>						
2013-07	Cat-Back	4.0L	2½"	19441 Ultra Flo Welded	1	➤➤➤
<b>Tacoma</b>						
<b>Single</b>						
2013-05	Cat-Back, Access Cab/Double Cab	4.0L	2½"	39447 <sup>SS</sup> Ultra Flo Welded	1	➤➤➤
2000-96	Cat-Back, 103" W.B. Federal Emissions	2.7L	2¼"	19481 Super Turbo	1	➤➤
<b>Tundra</b>						
<b>Dual</b>						
2008-07	SC/LB; Cat-Back, Double Cab/LB; Crew Max/SB, Fits up to July 2008 build date	5.7L	2½"	39471 <sup>SS</sup> Ultra Flo Welded	6	➤➤➤➤
<b>Single</b>						
2006-00	Cat-Back	3.4L, 4.7L	2½"	19330 Super Turbo	6	➤➤➤
2012-09	Cat-Back, 145.7" W.B.; Crew Max, Double Cab, Reg. Cab	5.7L	3"	38526 <sup>SS</sup> DynoMax VT	1	➤➤

### Exit Style



<sup>SS</sup> = Stainless Steel Construction

### Sound Level

