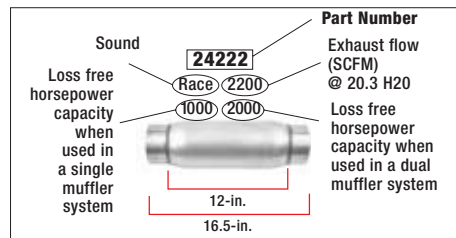


# Mufflers

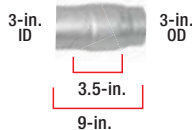
## RACE BULLET MUFFLERS

- Compact, round design for tight ground clearance
- Light weight construction
- Maximum flow, minimum sound control
- 2 - 4 dbA reduction compared to straight pipe




**3.5-in. Round**

24249 \*  
Race - 2200+  
1000/2000




**4-in. Round**


24215  
Race - 1393  
633/1266




24219  
Race - 2200+  
1000/2000




24222  
Race - 2200+  
1000/2000




24234  
Race - 700  
318/632




24235  
Race - 600  
273/546




24236  
Race - 1300  
590/1180




24238  
Race - 2200+  
1000/2000



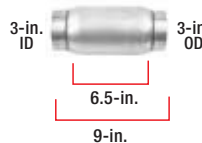
24246 \*  
Race - 1393  
633/1266



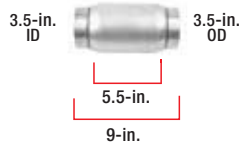
24248 \*  
Race - 2200+  
1000/2000



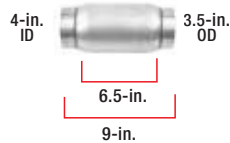
24250 \*  
Race - 2200  
1000/2000



24251 \*  
Race - 2200+  
1000/2000




24252 \*  
Race - 2200+  
1000/2000




**5-in. Round**


24216  
Race - 2200+  
1000/2000




24217  
Race - 2200+  
1000/2000




24243  
Race - 700  
318/636




24244  
Race - 1000  
455/910



24245 \*  
Race - 2200+  
1000/2000




24247 \*  
Race - 2200+  
1000/2000



**6-in. Round**

24233 \*  
Race - 2200+  
1000/2000



## ULTRA FLO™ WELDED ROUND

- Stainless steel construction
- 100-percent welded straight-through design
- 2.25-in. to 4-in. configurations available
- Delivers a **deep performance tone**



**Round**

### CENTER - CENTER

Part No.	Body	Overall	Shell	In	Out
17230	6	21	16	2.5	2.5
17223	6	21	16	3	3
17224	6	21	16	3.5	3.5
17225	6	21	16	4	4
17537	6	27	22	4	4

## ULTRA FLO™ POLISHED ROUND

- Stainless steel construction with T-304 high-luster cover and heads
- Straight-through design with spun-locked heads for leak-free seal
- 2.5-in. to 3-in. configurations available
- Delivers a **deep performance tone**



**Round**

### CENTER - CENTER

Part No.	Body	Overall	Shell	In	Out
17263	6	20	16	2.5	2.5
17267	6	16	12	3	3
17296	6	20	12	3	3



**Oval**

### SIDE- CENTER

Part No.	Body	Overall	Shell	In	Out
17217	4.5 x 9.75	19	14	2.25	2.25
17512	4.5 x 9.75	25	20	2.25	2.25
17219	4.5 x 9.75	19	14	2.5	2.5
17513	4.5 x 9.75	25	20	2.5	2.5
17236	4.5 x 9.75	29	24	2.5	2.5
17221	4.5 x 9.75	19	14	3	3
17233	4.5 x 9.75	25	20	3	3
17235	4.5 x 9.75	29	24	3	3

**LIMITED LIFETIME WARRANTY  
90-DAY PERFORMANCE GUARANTEE\***

### CENTER - CENTER

Part No.	Body	Overall	Shell	In	Out
17218	4.5 x 9.75	19	14	2.5	2.5
17220	4.5 x 9.75	19	14	3	3

### SIDE - SIDE

Part No.	Body	Overall	Shell	In	Out
17226	4.5 x 9.75	19	14	2.25	2.25
17222	4.5 x 9.75	19	14	2.5	2.5
17229	4.5 x 9.75	19	14	3	3
17547	4.5 x 9.75	27	20	3	3