

PATENTED FLOW DIRECTOR TECHNOLOGY


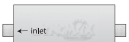





FIBERGLASS MATTING

LARGE-DIAMETER INTERNAL TUBES

SUPER TURBO™

- Patented internal flow director technology with fiberglass matting
- Large internal flow tubes improve exhaust flow
- 1.75-in to 3-in. inlet / outlet configurations
- Sound level: mellow performance tone
- Limited Lifetime Warranty*
- 90-Day Performance Guarantee*



	Part No.	Body Dia.	Overall Lgth.	Shell Lgth.	Inlet Dia.	Outlet Dia.
 Camaro Style	17739	4¼ x 9¾	24	19	2½	2½ (2)
	17670	5½ x 11	26	22	3	3 (2)
 Center - Center	17673	5½ x 11	20	16	3	3
 Center Inlet / Dual Outlet	17758	4¼ x 9¾	25½	20	2½	2½ (2)
	17674X	4¼ x 9¾	17	13	3	2½ (2)
	17776	5½ x 11	29	23	3	2½ (2)
 Crossflow	17786	4¼ x 9¾	26	21	2½	2¼ OD (2)
 Inlet / Outlet Same Side	17676	4¼ x 9¾	15½	14	2½	2½
 Side - Center	17762	3¼ x 7¾	18½	14	2	2
	17730	4¼ x 9¾	18½	14	2	2
	17731	4¼ x 9¾	18½	14	2¼	2¼
	17767	4¼ x 9¾	25½	20	2¼	2¼
	17747	4¼ x 9¾	25½	20	2¼	2¼
	17741	6 Round	19½	14	2¼	2¼
	17733	4¼ x 9¾	18½	14	2½	2½
	17748	4¼ x 9¾	25½	20	2½	2½
	17797	4¼ x 9¾	18½	14	2¼	2¼
	17744★	4¼ x 9¾	20	14	3	3
	17793	5½ x 11	23	16	3	3
	17769	5½ x 11	27	20	3	3
 Side - Side	17777	3¼ x 7¾	16	11	2	2¼
	17763	3¼ x 7¾	18½	14	2	2
	17736	4¼ x 9¾	18½	14	2	2
	17742	6 Round	19½	14	2	2
	17783#	6 Round	22¾	18	2	2
	17729x	4¼ x 8 ¹³ / ₁₆	17½	14	2¼	2¼
	17732	4¼ x 9¾	18½	14	2¼	2¼
	17629X*	4¼ x 8 ¹³ / ₁₆	18½	16	2½	2½
	17662X	4¼ x 8 ¹³ / ₁₆	18½	16	2½	2½
	17691	4¼ x 8 ¹³ / ₁₆	17½	14	2½	2½
	17692	4¼ x 8 ¹³ / ₁₆	17½	14	2½	2½
	17734	4¼ x 9¾	18½	14	2½	2½
	17749	4¼ x 9¾	25½	20	2½	2½
	17743★	4¼ x 9¾	20	14	3	3
	17665	5½ x 11	27	22	3	3
	17792	5½ x 11	23	16	3	3
	17770	5½ x 11	27	20	3	3
	17698	8 ³ / ₈ Round	24	18	3	3
17789	8 ³ / ₈ Round	36	30	3	3	

* Stainless Steel Construction.
 ★ 2½" Dia. Flow Tubes.

Includes Inlet Flange.
 X No Flow Directors.

*For more information visit dynamax.com