


Pipe Diameter

A common misconception is that the larger the diameter, the better the system. But, bigger isn't always better. Systems that are too large in diameter can actually hurt performance.

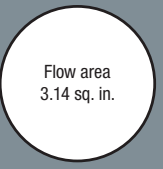
As a general rule, switching to a performance system that is ¼" to ½" larger than stock will provide you with the best horsepower increases. To determine which pipe diameters will be best for your system, decide what RPM range your engine will operate at, most of the time. Smaller diameter pipes will produce low - to mid-RPM torque. Larger diameters produces mid-to high RPM torque.

Mandrel Bending



Stock
At bends in stock pipes, the reduced flow area of 2.5 sq. in. constricts exhaust flow.

Flow Area Comparison
(cross sections of 2" pipe at bends)



DynoMax
DynoMax mandrel-bent pipe has a consistent flow area of 3.14 sq. in. to maximize exhaust flow

Horsepower Depends on Flow, not Pipe Diameter Alone

Bigger isn't always better. Systems that are too large in diameter can actually hurt performance. Improved flow is what you need.

Having large diameter pipes isn't what's cool. Going fast and making horsepower is.

X-Pipes help to even out the pulses in the exhaust gases and balance the backpressure between both banks of your engine. They not only help improve horsepower, but sound as well.

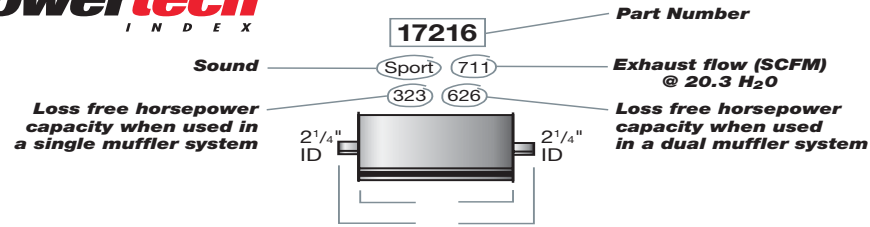
To find the right location to install your X-Pipe, apply a strip of paint down the front portion of the exhaust pipes. The X-Pipe should be placed where the paint burns off (bubbles on the exhaust pipes). Generally, put the balance tubes as close to the headers as possible.

The X-Pipe diameter should be at least 75% of the diameter of the pipes with which it connects.

Engine CID (Liter)	Pipe Diameter (inches)		Horsepower
	Single	Dual	
150-200 (2.5L-3.3L)	2.00	2.00	100
	2.25	2.00	150
	2.50	2.00	200
200-250 (3.3L-4.1L)	2.25	2.00	150
	2.50	2.00	200
	2.50	2.25	250
250-300 (4.1L-4.9L)	2.50	2.00	200
	2.50	2.25	250
	3.00	2.50	300
300-350 (4.9L-5.7L)	3.00	2.25	250
	3.00	2.50	300
	3.50	2.50	350
350-400 (5.7L-6.6L)	3.30	2.50	300
	3.50	2.50	350
	3.50	2.50	400
400-450 (6.6L-7.4L)	3.50	2.50	400
	4.00	3.00	450
	4.00	3.00	500
450-500 (7.4L-8.2L)	4.50	3.50	500
	4.50	3.50	600
	4.50	3.50	700+

DON'T KNOW WHAT MUFFLERS TO USE ON YOUR CAR!
Use the Powertech Index™ to find the muffler that will optimize your Horsepower and torque.

Powertech
 I N D E X



How to determine necessary exhaust flow:

Engine horsepower x 2.2 = Loss Free Airflow Capacity needed for a muffler used in a single system
 For a dual system, divide the single system number by 2 to determine the Loss Free Airflow Capacity needed for each muffler

Example:

300 Hp x 2.2 = 660 SCFM single or 330 SCFM dual
 (SCFM: Standard Cubic Feet Per Minute)

Part Type	Part Number	Sound Rating	Flow in SCFM	Loss Free HP
DynoMax VT™	17155	Street	460	209 / 418
DynoMax VT™	17156	Street	841	382 / 764
DynoMax VT™	17157	Street	1600	727 / 1454
DynoMax VT™	17159	Street	750	341 / 682
Ultra Flo™ Welded	17216	Sport	600	273 / 546
Ultra Flo™ Welded	17217	Sport	600	273 / 546
Ultra Flo™ Welded	17218	Sport	1200	545 / 1000
Ultra Flo™ Welded	17219	Sport	1100	500 / 1000
Ultra Flo™ Welded	17220	Sport	1800	818 / 636
Ultra Flo™ Welded	17221	Sport	1300	591 / 1182
Ultra Flo™ Welded	17222	Sport	1000	455 / 910
Ultra Flo™ Welded	17223	Sport	2200+	1000 / 2000
Ultra Flo™ Welded	17224	Sport	2200+	1000 / 2000
Ultra Flo™ Welded	17225	Sport	2200+	1000 / 2000
Ultra Flo™ Welded	17226	Sport	600	273 / 546
Ultra Flo™ Welded	17227	Sport	1400	636 / 1272
Ultra Flo™ Welded	17228	Sport	1900	864 / 1728
Ultra Flo™ Welded	17229	Sport	1100	500 / 1000
Ultra Flo™ Welded	17230	Sport	1200	545 / 1090
Ultra Flo™ Welded	17231	Sport	1300	591 / 1182
Ultra Flo™ Welded	17232	Sport	1800	818 / 1636
Ultra Flo™ Welded	17233	Sport	1800	818 / 1636
Ultra Flo™ Welded	17234	Sport	2200+	1000 / 2000
Ultra Flo™ Welded	17235	Sport	1800	819 / 1636
Ultra Flo™ Welded	17236	Sport	1100	500 / 1000
Ultra Flo™ Welded	17512	Sport	700	318 / 636
Ultra Flo™ Welded	17513	Sport	1000	455 / 910
Ultra Flo™ Welded	17514	Sport	500	227 / 554
Ultra Flo™ Welded	17515	Sport	1400	636 / 1272
Ultra Flo™ Welded	17516	Sport	400	182 / 364
Ultra Flo™ Welded	17517	Sport	2200+	1000 / 2000
Ultra Flo™ Welded	17518	Sport	1100	500 / 1000

Powertech Index

Part Type	Part Number	Sound Rating	Flow in SCFM	Loss Free HP
Ultra Flo™ Welded	17536	Sport	1300	591 / 1182
Ultra Flo™ Welded	17537	Sport	2200+	1000 / 2000
Ultra Flo™ Welded	17538	Sport	2200+	1000 / 2000
Ultra Flo™ Welded	17539	Sport	2200+	1000 / 2000
Ultra Flo™ Welded	17547	Sport	1600	727 / 1454
Ultra Flo™ Welded	17549	Sport	700	318 / 336
Ultra Flo™ X	17552	Sport	1200	545
Ultra Flo™ X	17553	Sport	1300	590
Ultra Flo™ X	17554	Sport	1400	636
Ultra Flo™ X	17555	Sport	1450	659
Ultra Flo™ Welded	17557	Sport	2200+	1000 / 2000
Ultra Flo™ Welded	17559	Sport	1200	545 / 1090
Ultra Flo™ Welded	17560	Sport	1000	455 / 910
Ultra Flo™ Welded	17561	Sport	600	273 / 546
Super Turbo™	17629	Sport	350	159 / 318
Super Turbo™	17662	Sport	350	159 / 318
Super Turbo™	17665	Sport	525	230 / 478
Super Turbo™	17670	Sport	700	318 / 636
Super Turbo™	17673	Sport	551	250 / 500
Super Turbo™	17674	Sport	671	305 / 610
Super Turbo™	17675	Sport	517	235 / 470
Super Turbo™	17676	Street	539	245 / 490
Super Turbo™	17683	Street	410	186 / 372
Super Turbo™	17691	Sport	410	186 / 372
Super Turbo™	17692	Sport	410	187 / 372
Super Turbo™	17698	Sport	532	242 / 484
Super Turbo™	17699	Street	300	136 / 272
Super Turbo™	17710	Sport	392	178 / 356
Super Turbo™	17725	Sport	522	NA / 237
Super Turbo™	17729	Sport	370	168 / 336
Super Turbo™	17730	Sport	260	118 / 236
Super Turbo™	17731	Sport	373	169 / 338
Super Turbo™	17732	Sport	403	183 / 366
Super Turbo™	17733	Sport	410	186 / 372
Super Turbo™	17734	Sport	420	191 / 382
Super Turbo™	17736	Sport	361	164 / 328
Super Turbo™	17739	Street	385	175 / 350
Super Turbo™	17740	Sport	600	273 / 546
Super Turbo™	17741	Sport	282	128 / 256
Super Turbo™	17742	Sport	272	124 / 248
Super Turbo™	17743	Sport	440	200 / 400
Super Turbo™	17744	Sport	430	195 / 390
Super Turbo™	17746	Street	275	125 / 250
Super Turbo™	17747	Street	404	184 / 368
Super Turbo™	17748	Street	415	189 / 378
Super Turbo™	17749	Street	425	193 / 386
Super Turbo™	17755	Street	385	175 / 350
Super Turbo™	17758	Street	380	173 / 346
Super Turbo™	17762	Sport	180	82 / 164
Super Turbo™	17763	Sport	190	86 / 172
DynoMax VT™	17949	Street	1600	727 / 1454
DynoMax VT™	17956	Street	841	382 / 764
DynoMax VT™	17957	Street	1600	727 / 1454
DynoMax VT™	17959	Street	750	341 / 682
DynoMax VT™	17962	Street	1600	727 / 1454
DynoMax VT™	17963	Street	1900	864 / 1728
DynoMax VT™	17964	Sport	900	409 / NA
Ultra Flo Welded™	21172	Sport	2200+	1000 / 2000
Ultra Flo Welded™	22572	Sport	2200+	1000 / 2000