


ULTRA FLO™ WELDED








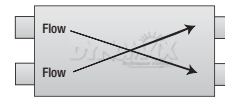
- Stainless steel construction for lifelong protection
- 100-percent welded design for maximum durability
- Straight-through welded design ensures unrestricted exhaust flow and reduces back pressure
- Sound level: deep performance tone
- Limited Lifetime Warranty*
- 90-Day Performance Guarantee*



Test conducted on 14-in. body, 2 1/2-in. offset/center mufflers. Magnaflow® is a registered US. trademark of Car Sound Exhaust Systems, Inc., Flowmaster® is a registered US. trademark of Flowmaster, Inc.,

ULTRA FLO™ WELDED X



	Part No.	Body Dia.	Overall Lgth.	Shell Lgth.	Inlet Dia.	Outlet Dia.
 Center - Center	17218	4 1/2 x 9 3/4	19	14	2 1/2	2 1/2
	17220	4 1/2 x 9 3/4	19	14	3	3
	17517	4 1/2 x 9 3/4	19	14	3 1/2	3 1/2
	17230	6 Round	21	16	2 1/2	2 1/2
	17223	6 Round	21	16	3	3
	17224	6 Round	21	16	3 1/2	3 1/2
	17225	6 Round	21	16	4	4
	17537	6 Round	27	22	4	4
	21172	9 Round	22	15	4	4
	22572	9 Round	27	20	4	4
 Side - Center	17514	4 1/2 x 9 3/4	19	14	2	2
	17217	4 1/2 x 9 3/4	19	14	2 1/4	2 1/4
	17512	4 1/2 x 9 3/4	25	20	2 1/4	2 1/4
	17219	4 1/2 x 9 3/4	19	14	2 1/2	2 1/2
	17513	4 1/2 x 9 3/4	25	20	2 1/2	2 1/2
	17236	4 1/2 x 9 3/4	29	24	2 1/2	2 1/2
	17221	4 1/2 x 9 3/4	19	14	3	3
	17233	4 1/2 x 9 3/4	25	20	3	3
	17235	4 1/2 x 9 3/4	29	24	3	3
 Side - Side	17226	4 1/2 x 9 3/4	19	14	2 1/4	2 1/4
	17222	4 1/2 x 9 3/4	19	14	2 1/2	2 1/2
	17229	4 1/2 x 9 3/4	19	14	3	3
	17547	4 1/2 x 9 3/4	27	20	3	3
 Side - Side (same side)	17232	4 1/2 x 9 3/4	19	14	3	3
 Crossflow	17227	4 1/2 x 9 3/4	24	20	3	2 1/2 (2)
	17536	4 1/2 x 9 3/4	24	20	3	3 (2)
 Center / Dual Outlet	17234	4 1/2 x 9 3/4	25	20	2 1/2	2 1/2 (2)
	17228	4 1/2 x 9 3/4	19	14	3	2 1/2 (2)
 Dual Inlet / Outlet	17231	4 1/2 x 9 3/4	19	14	2 1/2 (2)	2 1/2 (2)
 Dual Inlet / Outlet (X Type)	17552	4 1/2 x 9 3/4	25	20	2 1/4	2 1/4
	17553	4 1/2 x 9 3/4	25	20	2 1/2	2 1/2
	17554	4 1/2 x 9 3/4	25	20	3	3



ULTRA FLO™ WELDED ROUND


- Stainless steel construction for lifelong protection
- 100-percent welded design for maximum durability
- Straight-through welded design ensures unrestricted exhaust flow and reduces back pressure
- Sound level: deep performance tone
- Limited Lifetime Warranty*
- 90-Day Performance Guarantee*







ULTRA FLO™ STAINLESS STEEL POLISHED

- Stainless steel construction for lifelong protection
- Polished finish for a show-quality shine
- Straight-through design ensures unrestricted exhaust flow and reduces back pressure
- Sound level: deep performance tone
- Limited Lifetime Warranty*
- 90-Day Performance Guarantee*



	Part No.	Body Dia.	Overall Lgth.	Shell Lgth.	Inlet Dia.	Outlet Dia.
 Center - Center	17230	6 Round	21	16	2½	2½
	17223	6 Round	21	16	3	3
	17224	6 Round	21	16	3½	3½
	17225	6 Round	21	16	4	4
	17537	6 Round	27	22	4	4
	21172	9 Round	22	15	4	4
	22572	9 Round	27	20	4	4

	Part No.	Body Dia.	Overall Lgth.	Shell Lgth.	Inlet Dia.	Outlet Dia.
 Center - Center	17263	6 Round	20	16	2½	2½
	17267	6 Round	16	12	3	3
	17296	6 Round	20	16	3	3
 Side - Center	17282	4¼ x 9¾	19	14	2¼	2¼
	17283	4¼ x 9¾	19	14	2½	2½
	17289	4¼ x 9¾	25	20	2½	2½
 Crossflow	17266	4¼ x 9¾	24	18	2½	2½ (2)
 Center Inlet / Dual Outlet	17519	4¼ x 9¾	19	14	3	2½ (2)
	17273	5½ x 11	29	23	3	2½ (2)